

Your PIP assessment is at Stuart House, Peterborough



Stuart House,
East Wing,
Address C/o Regus, 2nd Floor
St John's Street,
Peterborough,
PE1 5DD



Map and additional info on
the next page



[Click for directions](#)

Opening hours 9am to 5pm Monday to Friday

Important: the directions provided are a guide only, please check your route before travelling



By car

The assessment centre is located on **St John's Street** which can be accessed by Frank Perkins Parkway from both directions and turning onto Boongate, towards the City Centre.

Peterborough Passport Office is located in the building to the rear of Stuart House. The BP petrol garage is located on St John's Street around 50 metres before Stuart House on the opposite side of the road. The Travelodge hotel is located to the rear of Stuart House.



Parking

Wellington Street surface car park (PE1 5DU) is less than 0.1 miles (2 minute walk) from the assessment centre. There are blue badge spaces in the car park, however, blue badge holders will still have to pay parking charges. Click [here](#) for more information.




By train

The nearest train station is **Peterborough train station** (PE1 1QL), which is 0.8 miles (15 minute walk) from the assessment centre.

Exit onto station road by the roundabout to the right of the Great Northern hotel. Follow the road round to the right towards Queensgate retail carpark. Cross the main road and turn left walking along the A15.

Turn right onto Westgate and follow the road around, walk past Schuh on the right and continue onto Midgate past the Poundland on the corner.


Continue along the street which becomes City Road. Once you get to Stuart House on the left, turn left up past the building to Chapel Street. Turn right along Chapel Street. Stuart House is on the right.



The assessment centre is serviced by **bus route 5**, which run every 30 minutes.

By bus

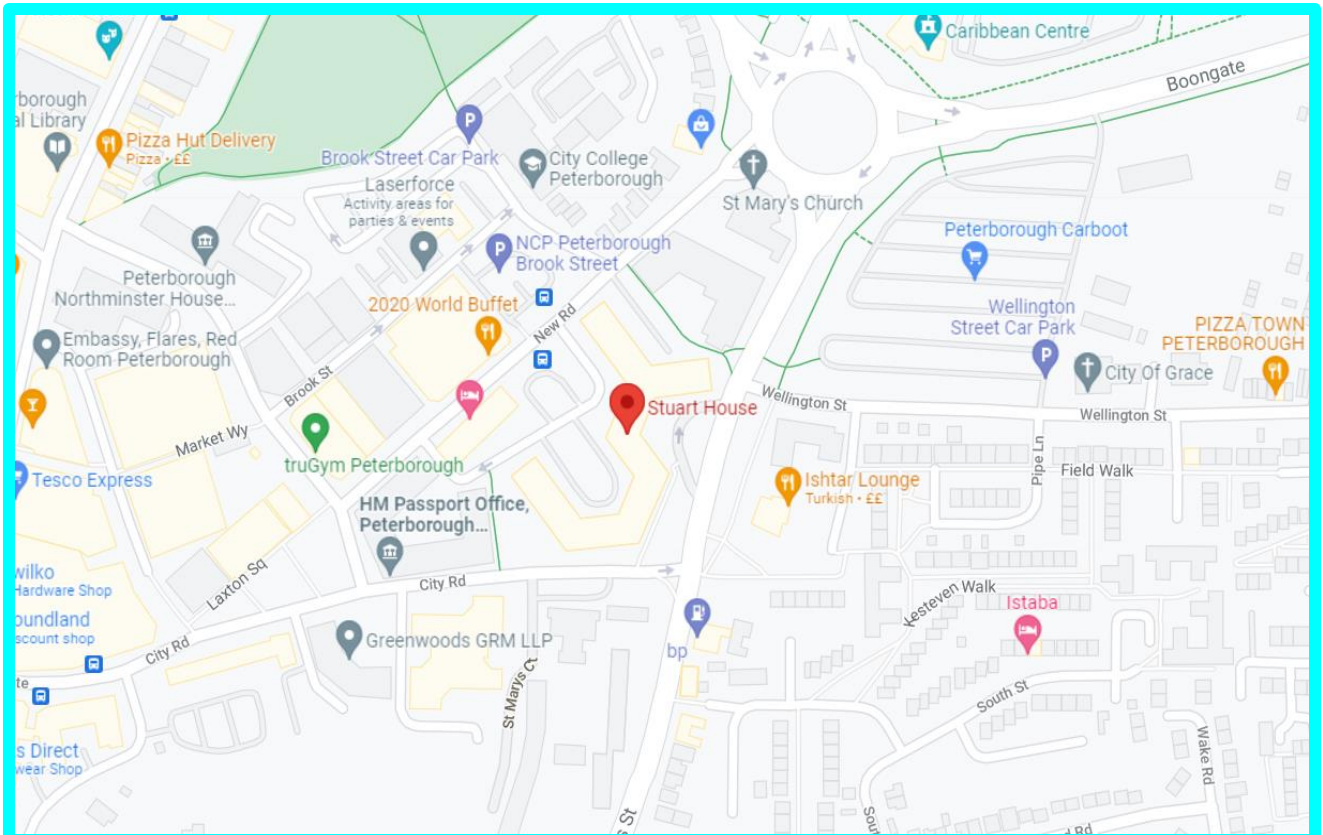
The bus stop is at St Mary's church (PE1 1FW) which is 0.2 miles (3 minute walk) from the centre.



By taxi

Taxis and drivers can drop off passengers directly outside the centre. Please pull up to the barrier and use the intercom to explain you have arrived for an assessment.

Your PIP assessment is at **Stuart House, Peterborough**



Map data ©2022 Google

Remember to bring two forms of ID with you.



When you arrive

Please enter the building via the East entrance to access Capita. The assessment centre is located on the second floor and there are 3 lifts available.

From the lift on the second floor, turn right and go in to the Regus area.



Useful info

Come to the East Wing of Stuart House, and you'll need to get the lift to the 2nd floor.

Once there, go to the Regus reception and let the receptionist know you are here for your appointment with Capita PIP.

Access to the building is flat and level and the centre has accessible toilets.