


Your PIP assessment is at Castle Heights, Nottingham


Address Castle Heights,
72 Maid Marian Way,
Nottingham,
NG1 6BJ


Opening hours Monday to Friday
09:00 to 17:00



Map and additional info on the
next page

**Important: the directions provided are a guide only,
please check your route before travelling**



**By
car**

The assessment centre is located in the city centre on Maid Marian Way (A6008), which can be accessed via Derby Road or Castle Boulevard.

Please note that the centre is located within a one-way system. The centre is directly opposite Ye Old Salutation Inn (pub) and two doors from Kaspas Dessert Restaurant.

If you have any questions, contact us on

0808 178 8114



The closest car park is St James Street Car Park, which is a few minutes' walk away. The post code to use is

Parking NG1 6EY.

There is no designated drop off area immediately outside of the assessment centre, however visitors can be dropped off at Friar Lane approximately 500ft from the building.



The nearest train station is Nottingham Train Station, located less than 1 mile (approx. 10 mins) from the assessment centre.

**By
train**


Exit the station and walk towards Tesco Express. Turn right onto Carrington Street. Follow the road until you reach Cafe Nero, then turn left onto Canal Street.

Follow Canal Street round to the right onto Greyfriar Gate. Turn left onto Maid Marian Way and follow the road to the right. Continue past St Nic's Church on the right. Castle Heights is further along the road on the left.

Taxis are available outside of the train station and take around 5 minutes to reach Castle Heights.

If you have any questions, contact us on

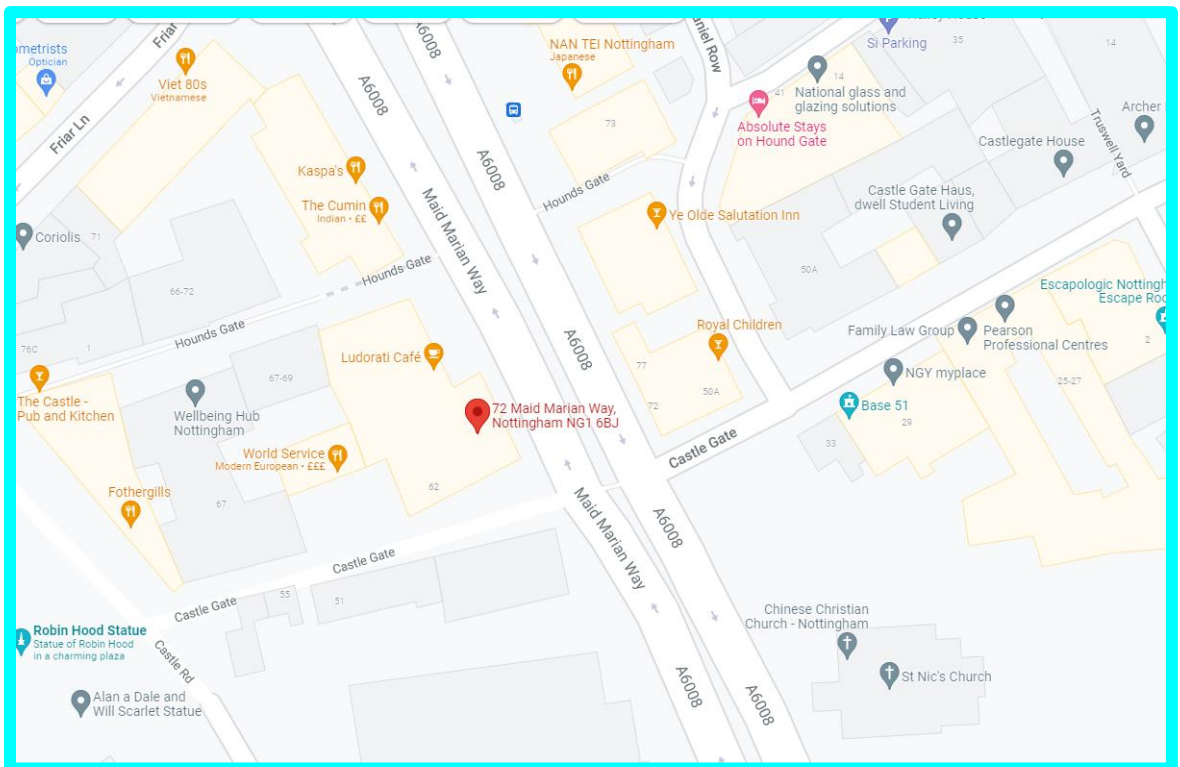
0808 178 8114



**By
bus**

The assessment centre is serviced by bus routes 77, 78 and 79 (Turquoise line) 50, N34 and 34 (Orange line) the Nottingham Light Centre 1, 3, 4, N4, 48 and 49 Navy line.

Your PIP assessment is at Castle Heights, Nottingham



Map data ©2022 Google

If you have any questions, contact us on

0808 178 8114



Remember to bring two forms of ID with you.

**When
you
arrive**

When you arrive at the centre, please go directly to the third floor to sign in.

There are two lifts available to the third floor and you will need to turn left when you get out of the lift.



There are ramps and lifts available.

**Useful
info**

The assessment centre also has accessible toilets and a side door for disabled access.

If you have any questions, contact us on

0808 178 8114